



# Google Classroom

Parents Guide

# Google Classroom:



If possible, always use a Chrome browser rather than internet explorer.

Chrome browser can be downloaded as an app if using an Ipad or phone, download this for free from the App store.

Type in the following website:

<https://classroom.google.com/>

It will then provide you with a login page.



# Using a PlayStation or Xbox:

Google Classroom can be opened on Xbox and Playstation.

There isn't an app that the students can add to their consoles. Instead, they are going to have to use the browsers that come on the two devices.

On Xbox, it is Microsoft Edge.

On Playstation, it is the "www" browser.

Pupils will probably know how to find the browsers on their consoles, but if not, each one has a search function they can access on the home screen.

Once the browser has been opened:

Type in [classroom.google.com](https://classroom.google.com) in the URL bar.

A prompt for a Google account will appear.

Type in your school email and password – eg: [name@richard-coates.uk](mailto:name@richard-coates.uk)

The Classroom home screen will open up.

If pupils have a keyboard they can plug in, they will have a much easier time of navigation. Otherwise, they will have to use their controllers to click on the classroom tiles, open up assignments and type.



Google Classroom

# Getting Started...

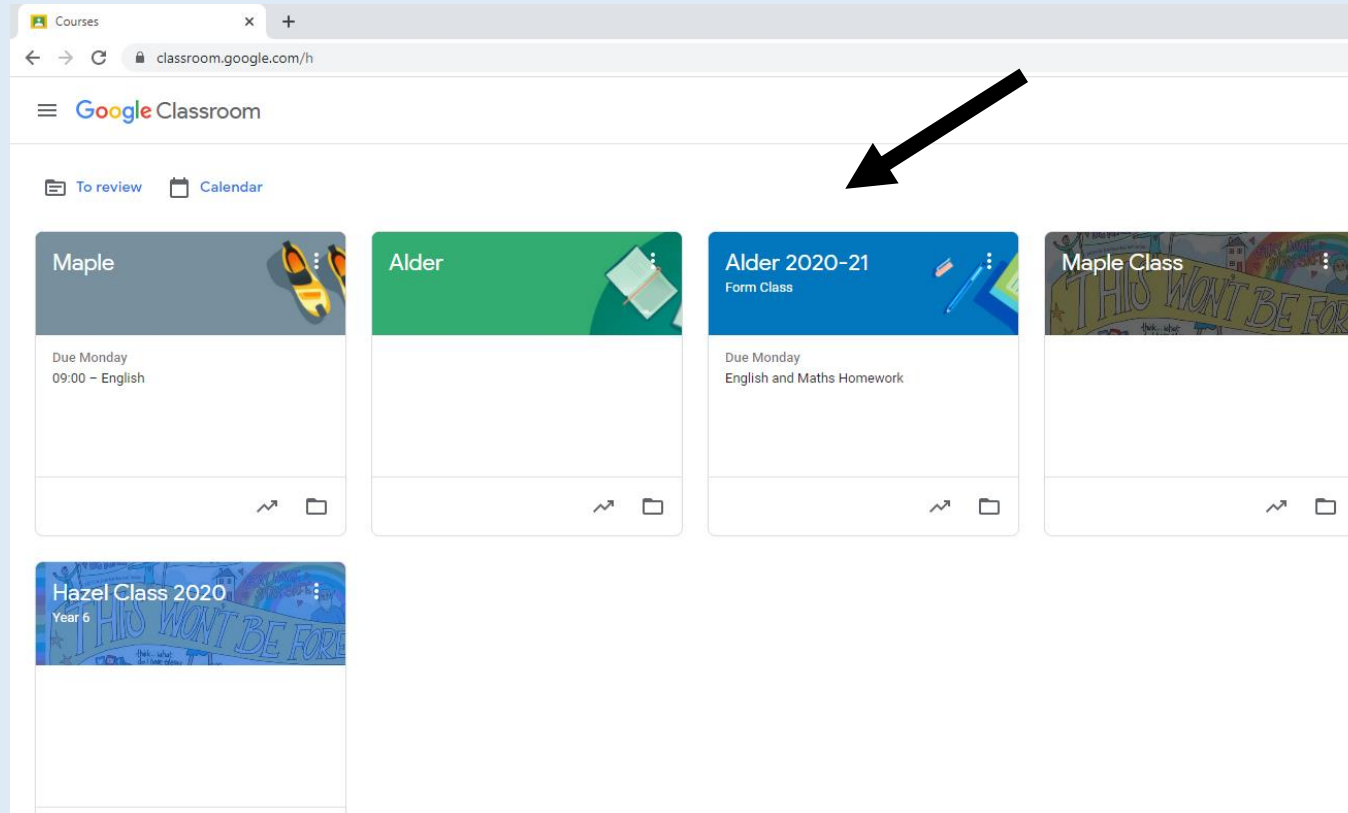
- Your child will now have a sticker in the front of their planner (page 6)
- This will provide you with their username and password which they use in school to log onto a computer
- At home, the way pupils access Google Classroom is slightly different to what they do at school
- The main difference will be their username:

For example, a username of:

15CNichol would need to be [15CNichol@richard-coates.uk](mailto:15CNichol@richard-coates.uk)

Then continue with the same 4 digit password written in your child's planner.

Once logged into the Google Classroom you will see your child's form class:



Click on the classroom name and it will take you onto the classroom page.

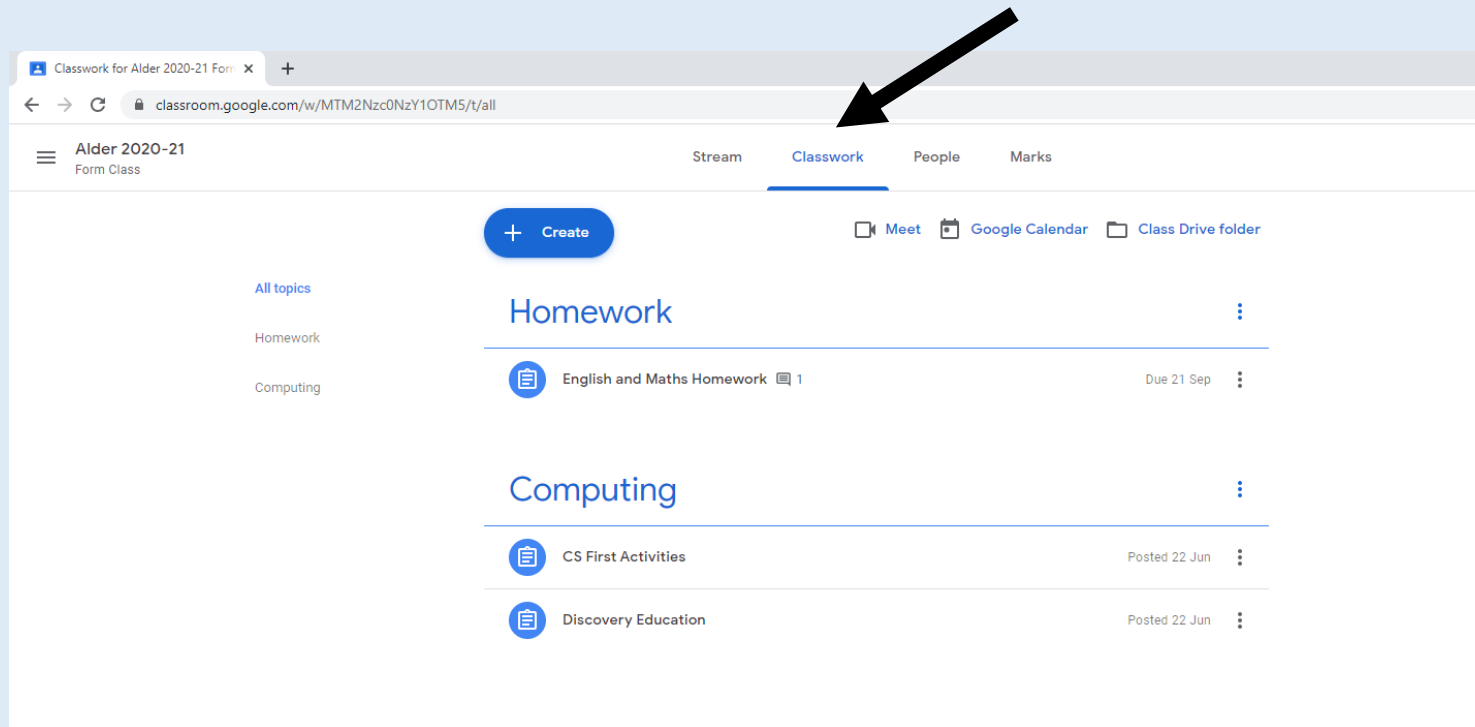
The classroom stream is an area you will see any new tasks set by your child's teacher:



A screenshot of a web browser showing the Google Classroom interface. The browser's address bar shows the URL 'classroom.google.com/c/MTM2Nzc0NzY1OTM5'. The page title is 'Alder 2020-21 Form Class'. The navigation menu at the top includes 'Stream', 'Classwork', 'People', and 'Marks'. The 'Stream' tab is selected and highlighted with a blue underline. A large black arrow points from the text above to the 'Stream' tab. Below the navigation, there is a blue header banner for 'Alder 2020-21 Form Class' with the class code 'eiuqtd3' and a 'Meet link' button. The main content area shows a post from 'Carly Nichol' dated '14 Sep'. The post text includes: 'Click the link to BBC Bitesize website. You will be able to access the resources all about materials and their properties.', 'Set up a new Google Slides to make a poster about what you have learnt.', and 'Let me know what you learn :-)'. Below the text are two preview cards: one for 'How to identify materials...' with a BBC Bitesize link, and another for 'Google Slides: Sign-in' with a Google Docs link. On the left side, there is an 'Upcoming' section showing 'Due Monday English and Maths Home...' with a 'View all' link. At the bottom of the post, it says '4 class comments'.

Pupils can add comments to the feed if they need to ask their teacher a question, or they can write a comment on the activity post to let their teacher know they have completed the task.

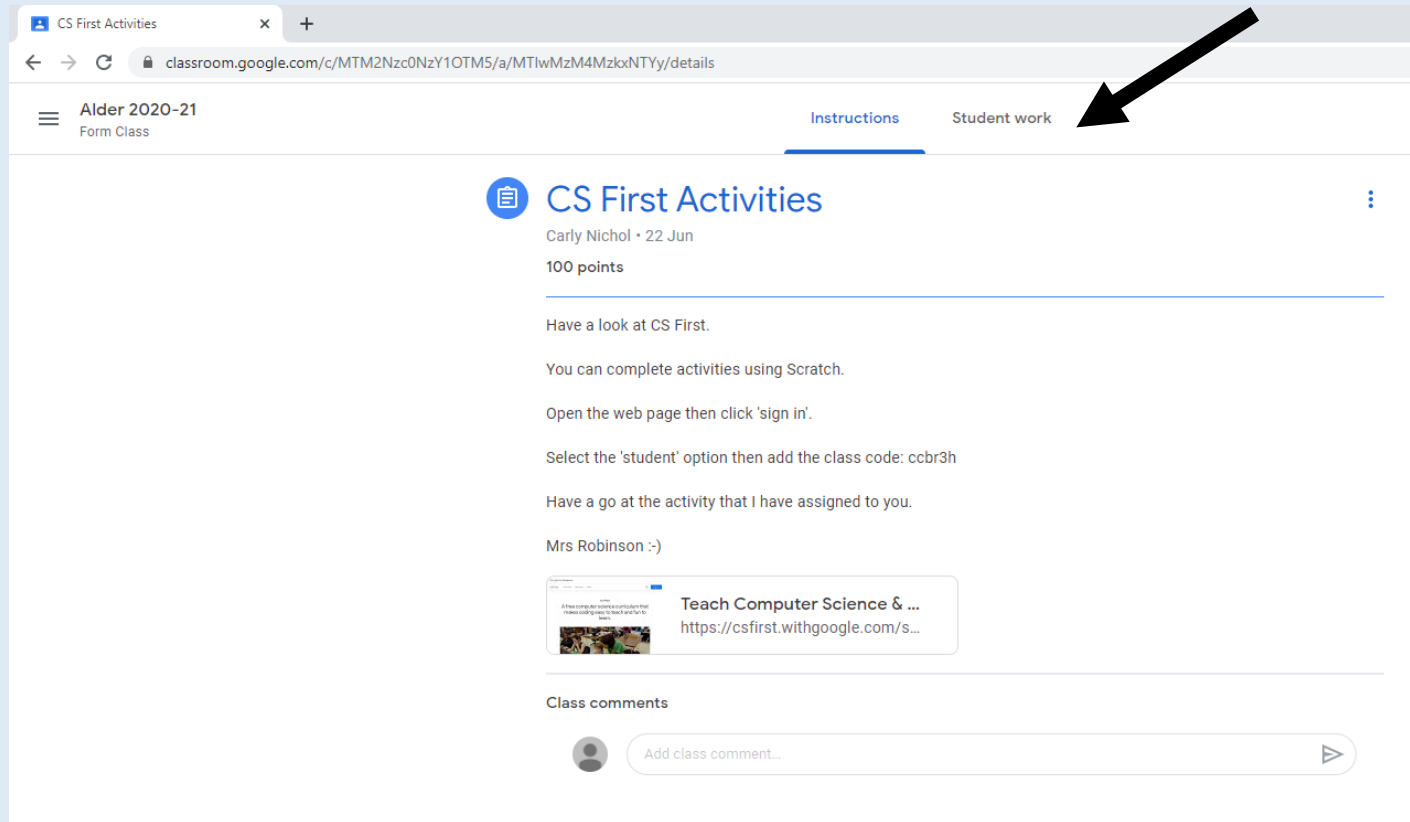
If you click the icon labelled 'classwork' you will be able to access the whole curriculum, including lessons set by your child's teacher:



This is a useful place to search for work which may have been posted on the stream a few weeks ago and your child might have missed it. Each subject has it's own folder.

You can submit work online and mark work as 'submitted' even if a task is done on paper at home.

This will notify your child's class teacher that the task is complete.



To submit work, click on the task set then student work.

In this section it will provide you with an option to 'hand work in'.